

Orbital SHAKER



SH30

- DC motor is powerful and stable at high temperature.
- Timed or continuous operation.

SPECIFICATION	
MODEL	SH 30
Motor	DC motor
orbit	10mm
Loadable weight	8kgs(17.6Lbs)
Speed	Variable 300 rpm
Timer	3hrs with hold / dial
Temperature resist	Lower than 65°C (dry air)
Dimension(mm)	W300×D300×H150(W12"×D12"×H5.9") Tray:W300×D300(W11.8"×D11.8")
Weight	15kg/33Lbs
Power	AC 110V (AC 220V)



SH30t

- DC motor is powerful and stable at high temperature.
- Timed or continuous operation.
- Tachometer is fitted to display shaking speed.

SPECIFICATION	
MODEL	SH 30t
Motor	DC motor
orbit	10mm
Loadable weight	8kgs(17.6Lbs)
Speed	Variable 300 rpm
Timer	3hrs with hold / dial
Tachometer	LED display
Temperature resist	Lower than 55°C (dry air)
Dimension(mm)	W300×D300×H150(W12"×D12"×H5.9") Tray:W300×D300(W11.8"×D11.8")
Weight	15kg/33Lbs
Power	AC 110V (AC 220V)


labkorea

Twist SHAKER




TW3


- DC motor is powerful, quiet and stable ah high temperature.
- For durability and anti-noise, ball joint bearings are fitted in all operating parts.
- Timed or continuous operation.



Second Platform(300X300mm)



Upper Platform(500X500mm)



Upper Platform(400X400mm)

SPECIFICATION	
MODEL	TW 3
Motor	.DC-3.5A .Engineering plastic gear .Ball joint bearing
Twist angle	±5°
Loadable weight	5kgs(11Lbs)
Speed	Variable 0~90 rpm
Timer	3hrs with hold / dial
Dimension(mm)	W300×D300×H225(W12"×D12"×H8.8") Tray:W265×D265(W10.4"×D10.4")
Weight	9kg(19.9Lbs)
Power	AC 110V (AC 220V)



TW3t

- DC motor is powerful, quiet and stable ah high temperature.
- For durability and anti-noise, ball joint bearings are fitted in all operating parts.
- Timed or continuous operation.
- Tachometer is fitted to display shaking speed.

SPECIFICATION	
MODEL	TW 3t
Motor	.DC-3.5A .Engineering plastic gear .Ball joint bearing
Twist angle	±5°
Loadable weight	5kgs(11Lbs)
Speed	Variable 0~90 rpm
Timer	3hrs with hold / dial
Tachomerter	LED display
Temperature resist	Lower than 55°C (dry air)
Dimension(mm)	W300×D300×H225(W12"×D12"×H8.8") Tray:W265×D265(W10.4"×D10.4")
Weight	9kg(19.9Lbs)
Power	AC 110V (AC 220V)

labkorea